

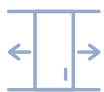
ACCELEVATION CONTAINMENT PRODUCTS

SLIDING ACCESS PANEL

The Accelelevation Sliding Access Panel is the sliding variation of our flagship rigid Containment Panel. Sliding panels do just as the name implies. The internal panel inserts are designed to slide open either to the left or right. This provides toolless access to vital equipment when needed. These panels are lightweight, rigid, and built to size. There are no mechanical, lubricated, or complicated assemblies on this panel. Simplicity and efficiency combined.

STANDARD FEATURES

- ▶ Custom Sized (to 1/8")
- ▶ Rigid Design
- ▶ Clear or Black Anodized Finish
- ▶ Multiple Attachment Options
- ▶ Lightweight
- ▶ Sliding




Sliding

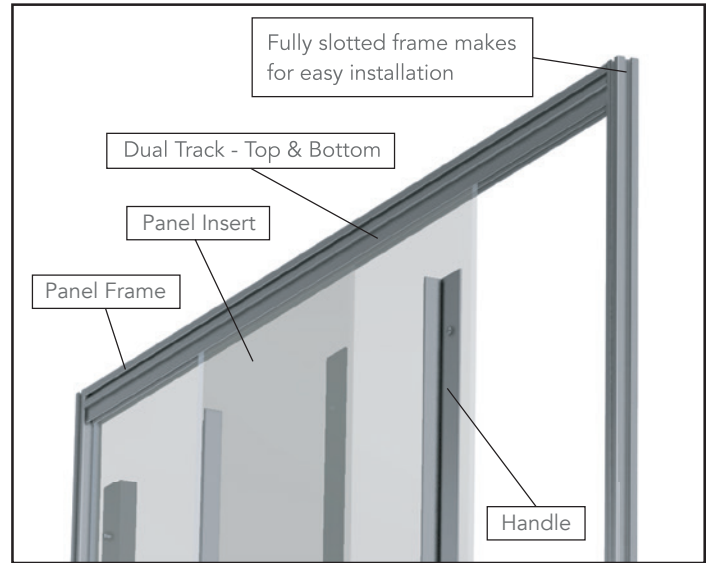
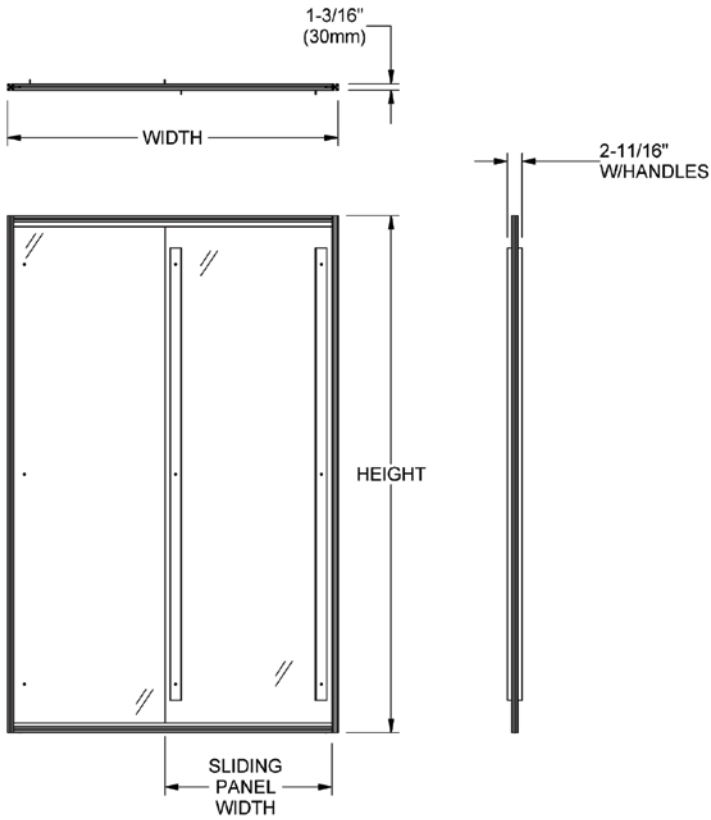


Easy Installation



Modular





PRODUCT SPECIFICATIONS

FRAME

Aluminum Extrusion, 30mm x 30mm with Slots

INSERTS

8mm Twinwall Polycarbonate	Flame Rating	ASTM E84 Class A
----------------------------	--------------	------------------

** Large size panels may induce additional sliding resistance and require two hands to properly slide the panel insert left or right.*

HANDLES

Aluminum Angle, 1" x 2-1/8" x 1/8"

Black Plastic Pull Handle, 4-7/16" Long

FINISH

Clear or Black Anodized Extrusion

FINISH

Max Width: 72"*

Max Height: 96"