



CONTAINMENT PRODUCTS DUAL SLIDING DOOR

STANDARD FEATURES



The Dual Sliding Containment Door is designed with less moving parts, making it durable and incredibly versatile. A simple, streamlined design allows an extremely low profile and unparalleled level of dependability. With key standard features you can ensure that you will get exactly what you need for your hot or cold containment system.

- ▶ Standard Sizes
- ▶ Quick Lead Times
- ▶ Ships Fully Assembled
- ▶ Rigid Design
- ▶ No Threshold
- ▶ Clear, Black, or Powder Coated
- ▶ Ball Bearing Slide Track
- ▶ Pneumatic Soft Close Auto Door Closer



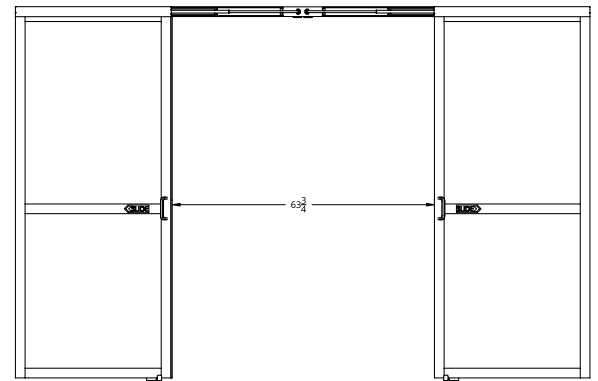
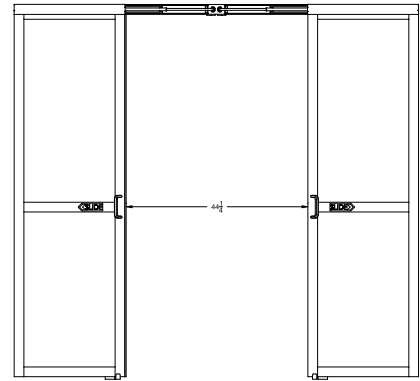
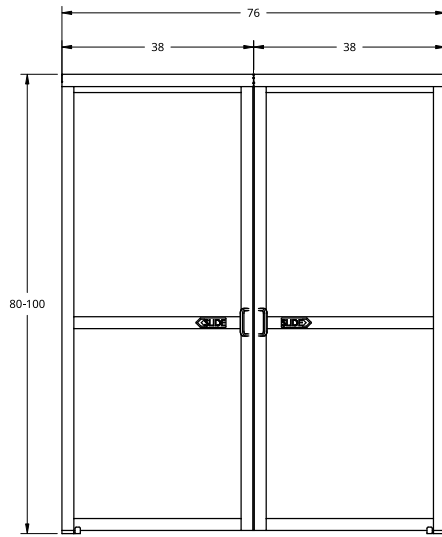
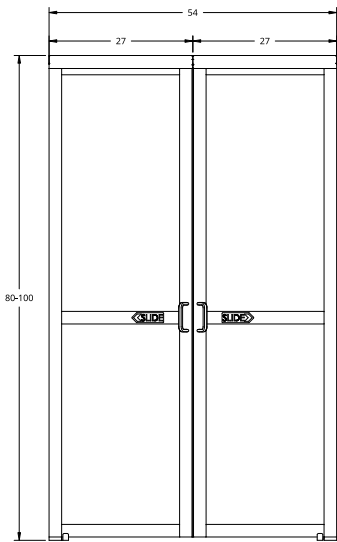
Low Profile



Auto-Closing



Hold-Open



DUAL SLIDING DOOR

PRODUCT SPECIFICATIONS

FRAMEWORK

Aluminum Extrusion	Tensile Strength	27,000 PSI
--------------------	------------------	------------

INSERTS

Varies	Flame Rating	Varies by chosen insert option. (See examples below.)
8mm Twinwall Polycarbonate	Flame Rating	ASTM E84 Class A
3mm Clear Acrylic	Flame Rating	UL 94 HB

*Additional Insert Options Available

54" DUAL SLIDING DOOR

Opening	Center
Door Width	27"
Effective Opening (width)	44.25"
Overall Width	54"
Overall Height Options	80"-100"
Effective Opening (height)	77.5"-97.5"

76" DUAL SLIDING DOOR

Opening	Center
Door Width	38"
Effective Opening (width)	63.75"
Overall Width	76"
Overall Height Options	80"-100"
Effective Opening (height)	77.5"-97.5"

*Custom height available upon request.